



**SWISS
PERFORM** 

Annual Report 2025

SWISSPERFORM – 2025 in brief

Gross tariff revenue 2025

CHF 63'592'040.–

(+1.3 %)

Number of members and principals

27'794

(+6.35%)

Total distribution amount 2025

CHF 53'310'098.–

Promotion of cultural and social projects

CHF 6'273'392.–

Administrative expense

Net expense ratio:

11.04%

(2024: 11.22 %)

Gross expense ratio:

14.88%

(2024: 14.91 %)

Employees: on average

33.89

(2024: 36.05)

28.78 Full-time positions

(2024: 30.59)

Contents

4

*1. Organisation
and members*

7

*2. Collection
and tariffs*

16

*3. Financial
statements*

*Organisation
and members*



1. Organisation and members

Offices



F.l.t.r.: **Michael Egli** (Deputy CEO), Head of Legal Department & Tariffs, **Olivier Gremaud**, CEO, **Philippe Streiff** (Member of Executive Board), Head IT & Digitalisation / Processes

SWISSPERFORM – because culture is precious.

Guiding principle SWISSPERFORM

SWISSPERFORM ensures that creative artists are adequately remunerated for their works and thus contributes to strengthening culture in Switzerland and the Principality of Liechtenstein.

Mission

We act in the **interest** of our **members**. We **support** and **strengthen** them in exercising their neighbouring rights and ensure an appropriate remuneration. Our key tasks are the conclusion of tariffs and the collection and distribution of the resulting proceeds.

For our **members, partners** and **users** we provide attractive **services**. We recognise the developments in the cul-tural sector and search for suitable solutions for all parties involved.

We **strengthen culture** and through our work we contribute to making cultural creativity worthwhile. We provide **10%** of our **revenues** for **cultural** and **social purposes**.

We are **service providers in the digital environment**. We seize the opportunities of digitalisation and continuously adapt our services and way of working.

We provide our users with easy **access** to the **repertoire of our members**.

Values

We are loyal: Our members take centre stage; we know the different needs and support them equally.

We are transparent: Our members know and understand what we are doing, and they can re-view our work. We provide them with all necessary information in this regard.

We are efficient: We act in a targeted, cost-conscious, and performance-oriented manner. We do not aim for profit.

We are curious: We closely follow economic, technological, and legal developments and adapt continuously.

We are attractive: We offer committed employees an interesting working environment at the interface of culture, business and technology and support their development. We show trust and respect to our employees.

We are networked: We maintain a constant exchange with our partners in Switzerland and abroad and use synergies wherever possible.

Members

Member statistics 2025

Number of members/principals per group

	2025	2024
Audio performers	22'174	20'945
Audiovisual performers	2'166	2'014
Total performers	24'340	22'959
Phonogram producers	2'305	2'064
Audiovisual producers	1'103	1'065
Total producers	3'408	3'129
Broadcasters	46	46
Total	27'794	26'134

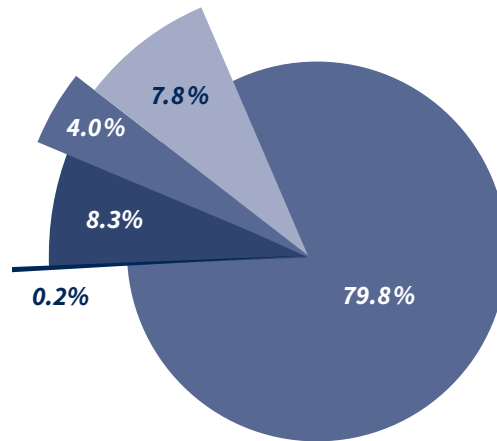
79.8%
Audio performers

7.8%
Audiovisual performers

4.0%
Audiovisual producers

8.3%
Phonogram producers

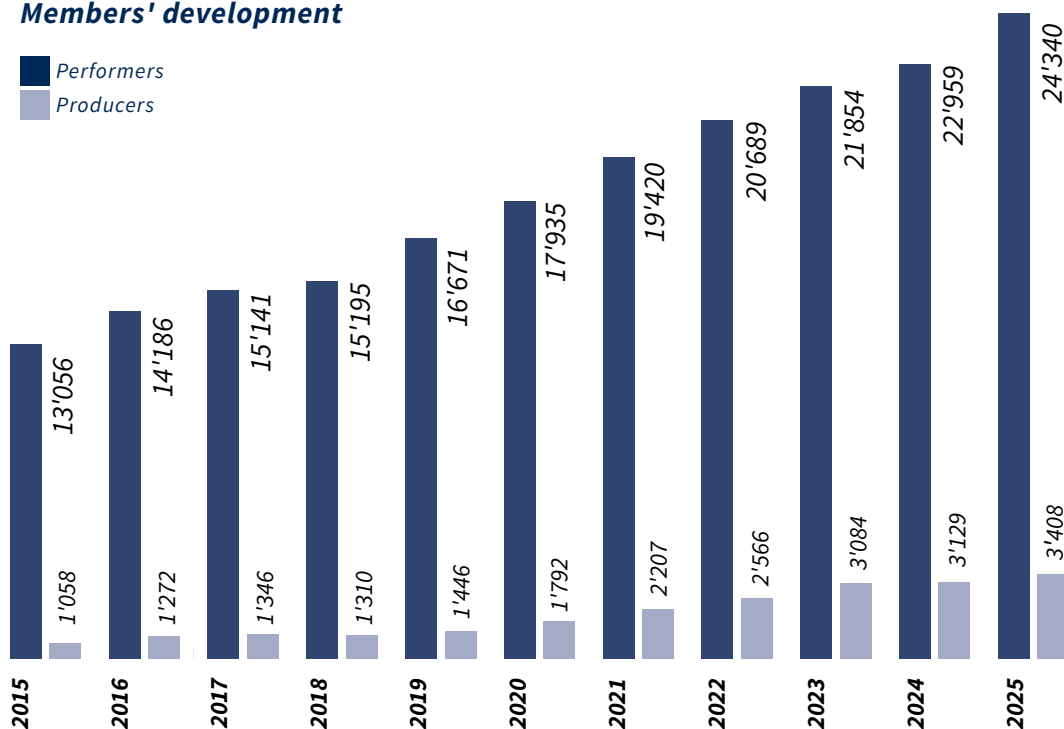
0.2%
Broadcasters



Members' development

■ Performers

■ Producers





*Collection
and tariffs*

2. Collection and tariffs

Tariff negotiations

Tariff policy was a hot topic during the reporting year. A court ruling in favour of the collecting societies settled the dispute over the concert tariff, and the renegotiation of the CT S tariff was successfully concluded. Substantive tariff extensions with formal adjustments were agreed for a total of three tariffs – CT 1, CT 5 and CT 7. In addition, renegotiations were initiated for CT 3a, while negotiations on cloud remuneration continued.

CT 1

Re-transmission rights

The subject of negotiation was a new CT 1 valid from 2027. The first tariff negotiations with the users' associations took place on 8 September 2025. Both sides agreed that CT 1 was well established in its existing structure and had proven to be transparent, efficient and pragmatic in practice. Against this background, the collecting societies proposed extending the existing tariff for another five years without any material changes and with remuneration remaining unchanged.

At the second round of negotiations, the parties confirmed their intention to extend CT 1, particularly due to the well-established tariff structure and close integration with CT 12. The tariff will initially be extended for five years (i.e. until the end of 2031); an option to extend it for another five years (i.e. until the end of 2036) is also planned. The tariff text was subsequently refined. The relevant tariff will be submitted to the Federal Arbitration Commission (FAC) for approval in early 2026.

CT 3a

Background entertainment

Since summer 2025, the collecting societies have been preparing intensively for negotiations on a new CT 3a, which will come into force in 2027. In autumn 2025, renegotiations with the users' associations were initiated. They are currently ongoing. The collecting societies will submit a new tariff to the Federal Arbitration Commission (FAC) for approval by the end of May 2026 at the latest.

CT K

Concerts and concert-like performances

After no agreement could be reached on the concert tariff CT K in 2023, the tariff was submitted to the Federal Arbitration Commission (FAC) as a disputed tariff. The FAC confirmed the appropriateness of the tariff and rejected the reduction in remuneration demanded by the user associations.

One of the users' associations lodged an appeal against this decision with the Federal Administrative Court at the end of August 2024. The exchange of briefs was concluded with the last submission by the collecting societies in January 2025. In its ruling of 15 July 2025, the Federal Administrative Court dismissed the appeal in its entirety and upheld the decision of the FAC. The users' association did not appeal this ruling to the Federal Supreme Court, meaning that the CT K became legally binding with effect from 1 January 2025.

CT 4i

Remuneration on digital storage media integrated in devices

Also in 2025, the negotiations with the users' associations on remuneration for private copies in the cloud continued. The collecting societies reaffirmed their goal of regulating any cloud remuneration in the existing CT 4i, which remains valid until the end of 2027. The negotiations are still ongoing.

CT 7

Use in schools

In September 2025, negotiations with the users' associations on a new CT 7, valid from 2027, began. In October 2025, a compromise was reached, whereby the tariff will remain essentially unchanged for another five years.

CT 5

Rental of sound recordings

At the first meeting in autumn 2025, it was suggested that the tariff should continue without any changes from 2027 onwards, given that the existing tariff had proven itself in the past and was still considered appropriate. At the second negotiation meeting on 19 November 2025, the parties agreed to continue the existing tariff until the end of 2036 at the latest.

CT S

Private TV stations

Tariff negotiations with the users' associations had already begun on 26 September 2024. The subject of negotiation was a new CT S valid from 2026. Negotiations were concluded with an agreement in the reporting year. After intensive discussions, the parties agreed in particular on adjustments to the tariff rates for uses under Art. 22c CopA (podcasts) and on an increased tariff level for broadcasters whose programming includes a very high proportion of feature films and television films. The new tariff was approved by the FAC on 24 September 2025. It will remain in force until the end of 2031 at the latest.

Tariff revenues

In the 2025 reporting year, SWISSPERFORM generated tariff revenues of CHF 63.6 million. This corresponds to an increase of CHF 0.8 million or 1.3% compared to the previous year. Regarding tariff revenues, 2025 was the most successful year in SWISSPERFORM's 32-year history. The positive business performance was mainly driven by higher revenues from performance rights and blank media remuneration.

The development of the individual rights sectors shows the following picture:

Re-transmission rights: this prediction, revenues from retransmission rights remain stable and at a high level. The most significant tariff, CT 1 (retransmission of programmes via cable), generated revenues of CHF 22.3 million, which represents a decrease of around CHF 0.6 million or 2.4% compared to the previous year.

Performance rights: The positive development in performance rights, which picked up significantly in 2023, continued in 2025. This led to a further increase in revenue from important tariffs with audiences: CT Hb Dance and Entertainment +12% and CT K concerts and Concert-like Performances +21.2%. In addition, the significant upward trend in the most important tariff, CT 3a (Background Entertainment), continued: this resulted in additional revenues of over CHF 0.5 million, corresponding to an increase of 4.8% (radio) and 12.3% (TV).

Blank media levy: The development in blank media remuneration proceeded extremely positively. Although revenue from laptops decreased by around CHF 49,000 (-4.3%) and from external hard drives by around CHF 0.1 million (-30.2%), these shortfalls were more than offset by subsequent increases in revenue. However, this decline in revenue was more than offset by the following increases in revenue: following a decrease in the previous year, revenues rose again in 2025 by around CHF 0.3 million (+18.2%) for smartphones and by around CHF 0.1 million (+36.7%) for tablets. In addition, CT 12 (set-top boxes, including Replay TV) generated revenues of around CHF 13 million, which corresponds to an increase of around CHF 0.6 million (+4.9%).

Broadcasting rights: In the broadcasting rights sector, revenue amounted to CHF 12.4 million in 2025, representing a decline of around CHF 0.4 million (-3.2%). The main reason for this decrease was a decline in advertising revenue from private radio stations.

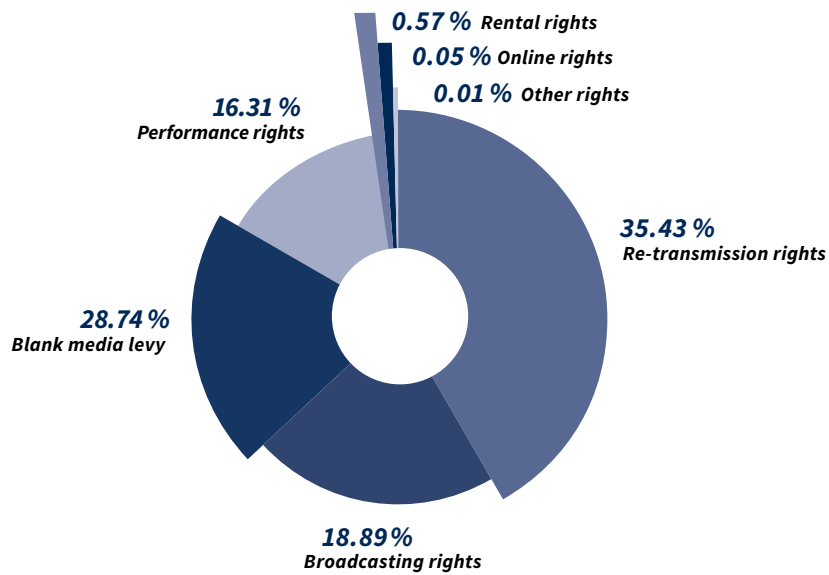
Online rights: In the online rights sector, revenue (around CHF 0.4 million) from the new CT 14 (video on demand) was recorded for the third time in 2025. This represents an increase of 36.9% compared to the previous year. It is clear that collection has become established among the platforms.

Other sectors: Revenues from the other sectors (rental rights, other individual rates) remain at a very low level, as in previous years.

Tariff revenues from the various rights

Tariff	2021	2022	2023	2024	2025
Re-transmission rights	23'759'330.59	23'576'256.18	23'601'699.20	23'160'004.67	22'529'351.93
Performance rights	7'819'255.81	7'726'691.82	9'773'115.86	9'719'810.01	10'374'989.07
Blank media levy	16'161'582.25	17'611'943.35	16'935'767.77	17'189'589.09	18'278'074.30
Rental rights	28'930.00	29'978.53	29'102.60	34'158.45	30'478.28
Broadcasting rights*	14'543'394.94*	12'291'057.40	12'408'038.22	12'407'432.15	12'011'489.42
Online rights	1'297.15	8'720.00	294'547.12	269'227.78	364'937.84
Other rights	8'000.00	1'321.15	1'304.15	2'323.78	2'699.60
Total	62'321'790.74	61'245'968.43	63'043'574.92	62'782'545.85	63'592'020.44
Administrative costs	8.43%	9.29%	9.86%	11.22%	11.04%

* * Broadcasting rights incl. extraordinary income/debit for a total of CHF 1'747'463.- (2021).



Gross Tariff Revenue 2025 compared to the previous year

Tariff abbreviation	Collection by	Tariff designation	2025	2024
Re-transmission rights			CHF	CHF
CT 1	Suissimage	Re-broadcasting	22'272'710.11	22'831'961.09
CT 1	Suissimage	Additional collections	45'353.89	55'599.95
CT 1	Suissimage	Mixed packages share re-broadcasting (10%)	2'144.30	2'343.67
CT 2b	Suissimage	Re-broadcasting via IP-based networks	209'143.63	270'099.96
Performance rights			CHF	CHF
CT 3a	SUISA	Making available to the public, background music radio	5'746'192.19	5'490'412.35
	SUISA	Making available to the public TV	5'448.96	72.01
	SWISSPERFORM	Making available to the public, background music radio	1'850'900.26	1'648'581.52
CT 3b	SUISA	Vessels, trains, etc.	12'152.81	12'255.80
	SUISA	Coaches	24'404.37	19'982.42
	SUISA	Airplanes	36'812.87	30'395.32
CT 3c	SUISA	Public Viewing	27'068.79	8'572.29
CT C	SUISA	Churches	24'174.48	21'117.16
CT E	SUISA	Movie screening	180'617.86	167'757.49
CT H	SUISA	Dance and entertainment in the hospitality industry	570'928.57	606'449.51
CT Hb	SUISA	Dance and entertainment	631'596.55	563'982.81
CT HV	SUISA	Hotel-Videos	3'660.79	3'980.01
CT K	SUISA	Concerts and concert-like performances	1'011'582.61	892'429.59
	SWISSPERFORM	Concerts and concert-like performances	43.50	37'545.72
CT L	SUISA	Dance / ballet / gymnastics classes	233'579.27	215'953.84
CT Ma	SUISA	Jukeboxes	7'842.18	8'668.96
CT T	SUISA	Performance «telekiosk»/ «audiotex»	0.00	-14'138.23
CT Z	SUISA	Circus	7'983.01	5'791.44
Subtotal			32'904'341.00	32'879'814.68

Continued 1
Gross Tariff Revenue 2025 compared to the previous year

Tariff abbreviation	Collection by	Tariff designation	2025	2024
Blank media levies			CHF	CHF
CT 4	SUISA	Audio cassettes	1'034.94	3'610.97
	SUISA	Video cassettes	0.85	23.13
CT 4	SUISA	CD-R	3'681.06	6'316.20
CT 4	SUISA	DVD	15'639.52	21'606.61
CT 4i	SUISA	Digital storage media audio	4'024.21	9'632.30
	SUISA	Digital storage media video	158'823.71	81'663.23
CT 4i	SUISA	Smart phones	2'157'015.36	1'824'214.82
CT 4i	SUISA	Tablets	525'464.26	384'328.72
CT 4i	SUISA	Laptops	1'080'127.13	1'129'071.44
CT 4i	SUISA	External hard drives	297'982.97	426'804.21
CT 7	ProLitteris	Use in schools / audio	27'801.78	23'607.41
	ProLitteris	Use in schools / video	556'035.58	472'148.71
	ProLitteris	Use in schools / digital copies	127'929.03	106'843.18
CT 8	ProLitteris	Corporate use	292'146.20	271'958.75
CT 12	Suissimage	Recording of programs incl. share additional fee 1	11'768'912.72	11'210'365.82
CT 12	Suissimage	Share additional fee 1 (50%)	1'261'454.98	1'217'393.59
Subtotal			51'182'415.30	50'069'403.77

Continued 2
Gross Tariff Revenue 2025 compared to the previous year

Tariff abbreviation	Collection by	Tariff designation	2025	2024
Rental rights			CHF	CHF
CT 5	ProLitteris	Rental of sound recordings	14'959.49	14'983.60
	ProLitteris	Rental of audiovisual recordings	15'518.79	19'174.85
Broadcasting rights			CHF	CHF
CT 1	Suissimage	Mixed packages share initial dissemination (90%)	19'298.58	21'093.02
CT 1	Suissimage	Initial dissemination	63'090.08	64'674.22
A Radio US-Reper-toire	SWISSPERFORM	SRG	210'000.00	210'000.00
A Radio	SWISSPERFORM	SRG	6'050'000.00	6'050'000.00
A TV	SWISSPERFORM	SRG / adopted radio programmes	70'000.00	70'000.00
	SWISSPERFORM	SRG / commercially published sound recordings in own productions	577'000.00	577'000.00
	SWISSPERFORM	SRG / commercially published audiovisual recordings	1'673'000.00	1'673'000.00
	SWISSPERFORM	SRG / music films	30'000.00	30'000.00
CT S Radio	SUISA	Private radio stations	2'413'122.41	2'951'764.42
	SWISSPERFORM	Private radio stations	36'000.00	24'000.00
CT S TV	SUISA	Commercially published sound recordings	209'878.59	191'100.09
	SUISA	Commercially published audiovisual recordings	64'740.76	45'752.09
	SUISA	Music films	23'744.75	12'147.47
Subtotal			62'652'768.75	62'000'093.53

Continued 3
Gross Tariff Revenue 2025 compared to the previous year

Tariff abbreviation	Collection by	Tariff designation	2025	2024
Other Broadcasting rights				
	SWISSPERFORM	Foreign advertising slots	209'709.82	211'316.07
	SIG	Simulcasting abroad	80'000.00	40'000.00
CT Y Radio	SUISA	Subscription channel radio	4'501.49	1'425.93
CT Y TV	SUISA	Subscription channel / commercially published sound recordings	251'383.22	235'075.27
	SUISA	Subscription channel / commercially published audiovisual recordings	26'019.72	23'083.57
Other rights			CHF	CHF
CT 10	ProLitteris	Use of works by persons with disabilities	2'173.10	2'091.50
CT 13	ProLitteris	Use of rights in orphan works	526.50	232.20
Online rights			CHF	CHF
CT WEB Online	SUISA	Web / Live Streaming	-1'282.07	0.00
CT 14	SSA	Video on Demand	357'255.11	260'867.78
Online rights	SWISSPERFORM		8'964.80	8'360.00
Total			63'592'020.44	62'782'545.85



***Financial
statements***

Manuela Biedermann

3. Financial Statements

Balance of Accounts

<i>in TCHF</i>	<i>Item in Annex</i>	2025	2024
Liquid assets		20'329	29'108
Short-term financial assets		11'700	4'000
Securities	1	65'159	56'234
Accounts receivable rights users	2	810	771
Other short-term receivables	3	234	659
Prepaid expenses	4	1'175	591
Current assets		99'407	91'363
Property	5	1'002	679
Financial assets	6	8'076	14'584
Fixed assets		9'078	15'263
Assets		108'485	106'626
Liabilities neighbouring rights	7	3'827	1'451
Trade accounts payable	8	839	290
Other short-term liabilities	8	1'193	1'188
Short-term liabilities	9	60'572	59'269
Deferred income	10	312	1'389
Short-term liabilities		66'743	63'588
Long-term liabilities	11	41'742	43'039
Long-term borrowed capital		41'742	43'039
Borrowed capital		108'485	106'626
Basic capital and reserves	12	0	0
Equity capital		0	0
Liabilities		108'485	106'626

Income statement

in TCHF	Item in Annex	2025	2024
Revenue from the administration of neighbouring rights in Switzerland	13	66'698	65'599
Revenue from the administration of neighbouring rights abroad	14	1'371	600
Other operating income	15	914	-628
Collection compensation	16	-3'106	-2'817
Deduction for cultural and social purposes	17	-6'355	-6'273
Net proceeds		59'522	56'481
Distribution neighbouring rights	18	-55'588	-53'595
Bodies and commissions	19	-419	-429
External assignments	20	-522	-603
Personnel expenses	21	-4'636	-4'854
Other general expenses	22	-711	-838
Depreciation of property	5	-475	-333
Operating expenses		-62'351	-60'652
Operating result		-2'829	-4'171
Financial income	23	4'862	4'747
Financial expenses	24	-1'771	-574
Financial result		3'091	4'173
Ordinary result/earnings before taxes		263	2
Taxes		-263	-2
Annual earnings		0	0

Cash flow analysis

<i>in TCHF</i>	<i>Item in Annex</i>	2025	2024
Annual earnings		0	0
Value adjustments on securities	+/-	-1'724	-2'476
Decrease/increase account receivable rights users	+/-	-38	319
Decrease/increase other short-term receivables	+/-	424	-309
Decrease/increase prepaid expenses	+/-	-584	24
Depreciation of property	+/-	475	333
Increase/decrease liabilities neighbouring rights	+/-	2'376	265
Increase/decrease trade accounts payable	+/-	549	19
Increase/decrease other short-term liabilities and deferred income	+/-	-1'072	538
Increase/decrease in short-term and long-term liabilities	+/-	6	-109
Operating cash flow	=	410	-1'396
Investments in short-term financial assets	-	-7'700	3'000
Investments in securities	-	-18'277	-12'699
Divestments of financial assets	+	11'077	5'519
Investments in property	-	-797	-329
Divestments of securities	+	6'508	5'099
Cash flow from investment activities	=	-9'190	591
Cash flow from financing activities	=	0	0
Change in liquid assets		-8'780	-806
Verification fund:			
Liquid assets as per 1.1.		29'108	29'914
Liquid assets as per 31.12.		20'329	29'108
Change in liquid assets		-8'780	-806

Legal Notice

Short version of annual report 2025

Publisher:

SWISSPERFORM
Collecting society for
Neighbouring Rights
Kasernenstrasse 23
8004 Zurich – Switzerland
T +41 44 269 70 50
info@swissperform.ch
swissperform.ch

Texts:

Manuela Baldessari
Florina Drexel
Michael Egli
Kathrin Gerths Torsetta
Olivier Gremaud
David Johnson
Annina Lutz
Daniel-André Müller
Thorsten Sittig
Konstantin Vogel
Danièle Wüthrich-Meyer

Editors:

Manuela Baldessari
Florina Drexel

Editorial deadline:

31. März 2026

Translation:

Nathalie Métral Kurkus (French)
Nadège Jauch (French)
Line Rollier (French)
Isabella Keller (English)

Graphic Design:

Studio Murschetz
→ studio-murschetz.ch

Portraits:

Lea Hepp Fotografie
→ heppfotografie.ch

The Annual Report is retrievable in PDF format in German, in French and an abridged version in English at:

→ swissperform.ch/en/documents-downloads

→ swissperform.ch/de/downloads

→ swissperform.ch/fr/documents-a-telecharger

